



TROJAN
BATTERY COMPANY

DATA SHEET

S-1275

MODEL **S-1275 with Master Vent**
 VOLTAGE **12**
 CAPACITY **145Ah @ 20Hr**
 MATERIAL **Polypropylene**
 BATTERY **Deep-Cycle Flooded/Wet Lead-Acid Battery**
 COLOR **Black**
 WATERING **HydroLink™ Watering System**



12 VOLT | SILVER LINE

Not available in the USA, Canada, Dominican Republic or Haiti

PHYSICAL SPECIFICATIONS

Model	Terminal Type ^E	Dimensions ^C Inches (mm)			Weight Lbs. ^F (kg)	Handles	Installation Orientation
		Length	Width	Height ^D			
S-1275	1				78 (35)	Embedded Handle Brackets	Upright
		12.96 (329)	7.13 (181)	10.71 (272)			

ELECTRICAL SPECIFICATIONS

Voltage	Capacity ^A Minutes		Capacity ^B Amp-Hours (Ah)				Energy (kWh)	Internal Resistance (mΩ)	Short Circuit Current (amps)
	@ 25 Amps	@ 56 Amps	5-Hr	10-Hr	20-Hr	100-Hr			
12								—	—
	260	90	113	126	145	155	1.74		

CHARGING INSTRUCTIONS

CHARGER VOLTAGE SETTINGS (AT 77°F/25°C)			
SYSTEM VOLTAGE	12V	24V	48V
Maximum Charge Current (% of C ₂₀ Rate)*	13%		
Maximum Absorption Phase Time (hours)	4		
Absorption Voltage **	14.70	29.40	58.80
Float Voltage	13.50	27.00	54.00
Equalization Voltage	16.20	32.40	64.80

Do not install or charge batteries in a sealed or non-ventilated compartment. Constant under or overcharging will damage the battery and shorten its life as with any battery.
 *If charging time is limited contact Trojan Technical Support for assistance.
 **In cases where controller has a bulk voltage setting, use absorption voltage setting above.

CHARGING TEMPERATURE COMPENSATION

ADD	SUBTRACT
0.005 volt per cell for every 1°C below 25°C 0.0028 volt per cell for every 1°F below 77°F	0.005 volt per cell for every 1°C above 25°C 0.0028 volt per cell for every 1°F above 77°F

OPERATIONAL DATA

OPERATING TEMPERATURE	SELF DISCHARGE
-4°F to 113°F (-20°C to +45°C). At temperatures below 32°F (0°C) maintain a state of charge greater than 60%.	5 – 15% per month depending on storage temperature conditions.

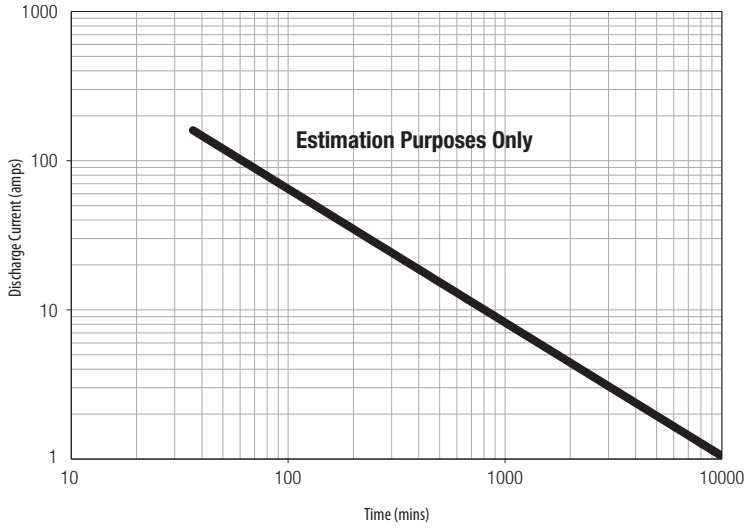
RECYCLE RESPONSIBLY



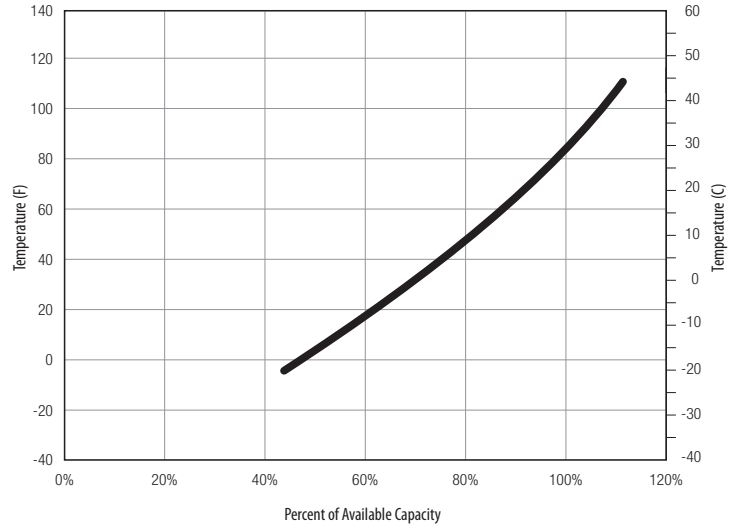
STATE OF CHARGE MEASURE OF OPEN-CIRCUIT VOLTAGE

PERCENTAGE CHARGE	SPECIFIC GRAVITY	CELL	12 VOLT
100	1.277	2.122	12.73
90	1.258	2.103	12.62
80	1.238	2.083	12.50
70	1.217	2.062	12.37
60	1.195	2.040	12.24
50	1.172	2.017	12.10
40	1.148	1.993	11.96
30	1.124	1.969	11.81
20	1.098	1.943	11.66
10	1.073	1.918	11.51

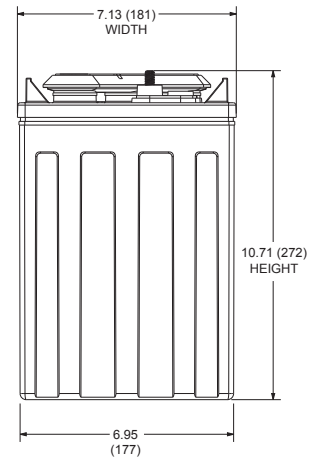
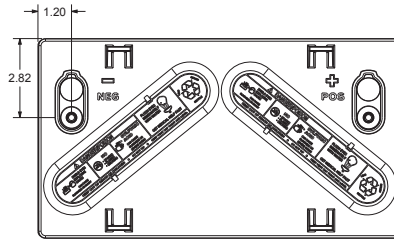
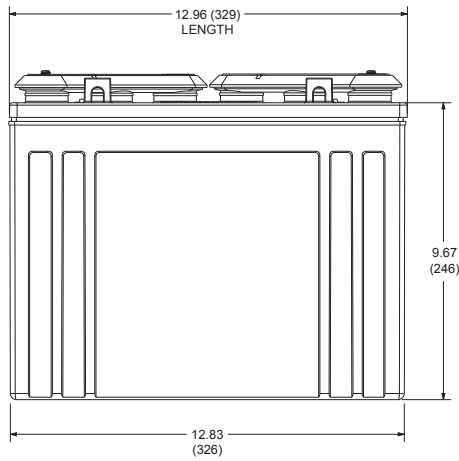
TROJAN S-1275 PERFORMANCE




PERCENT CAPACITY VS. TEMPERATURE



BATTERY DIMENSIONS (shown with EHPT)



TERMINAL CONFIGURATIONS^E

1	ELPT	EMBEDDED LOW PROFILE TERMINAL
		<p>Terminal Height Inches (mm) 1.22 (31)</p> <p>Torque Values in-lb (Nm) 95 – 105 (11 – 12)</p> <p>Bolt 5/16" – 18</p>

- A.** The number of minutes a battery can deliver when discharged at a constant rate at 80°F (27°C) and maintain a voltage above 1.75 V/cell. Capacities are based on peak performance.
- B.** The amount of amp-hours (Ah) a battery can deliver when discharged at a constant rate at 80°F (27°C) and maintain a voltage above 1.75 V/cell. Capacities are based on peak performance.

- C.** Dimensions may vary depending on type of handle or terminal. Batteries should be mounted with 0.5 inches (12.7 mm) spacing minimum.
- D.** Height taken from bottom of the battery to the highest point on the battery. Heights may vary depending on type of terminal.
- E.** Terminal images are representative only.
- F.** Weight may vary.



TROJAN BATTERY
COMPANY WITH
QUALITY SYSTEM
CERTIFIED BY DNV
= ISO 9001:2015 =

Designed in compliance with applicable BCI, DIN, BS and IEC standards.
Tested in compliance to BCI and IEC standards.



800.423.6569 / +1.562.236.3000 / trojanbattery.com

S-1275_DS 031219_A4

© 2019 Trojan Battery Company, LLC. All rights reserved. Trojan Battery Company is not liable for damages that may result from any information provided in or omitted from this publication, under any circumstances. Trojan Battery Company reserves the right to make adjustments to this publication at any time, without notice or obligation.