

SPECIFICATIONS

Cells per Unit	3
Voltage per Unit	6
Capacity	310Ah@20hr-rate to 1.75V per cell@25°C
Weight	Approx. 46.0 Kg(Tolerance ± 3%)
Terminal	DT
Design Life	12 years(floating charge)
Reference Capacity	C3 231.0AH C5 253.9AH C10 279.0AH C20 310.0AH
Float Charging Voltage	6.80V ≈ 6.90V @25°C Temperature Compensation: -3mV/°C/Cell
Cycle Use Voltage	7.30V ≈ 7.40V @25°C Temperature Compensation: -4mV/°C/Cell
Operating Temperature Range	Discharge: -20°C ≈ 60°C Charge: 0°C ≈ 50°C Storage: -20°C ≈ 60°C
Normal Operating Temperature Range	25°C ± 5°C
Self Discharge	GEL batteries can be stored for up to 6 months at 25°C and then recharging is recommended. Monthly Self - discharge ratio is less than 3% at 25°C. Please charge batteries before using
Container Material	A.B.S. UL94-HB, UL94-V0 Optional

LDCG | Lead Deep Cycle Gel
GEL DEEP CYCLE SERIES



DIMENSIONS

Length	295mm
Width	178mm
Height	365mm
Total Height	365mm
Terminal	Value
M5	6-7 N°m
M6	8-10 N°m
M8	10-12 N°m

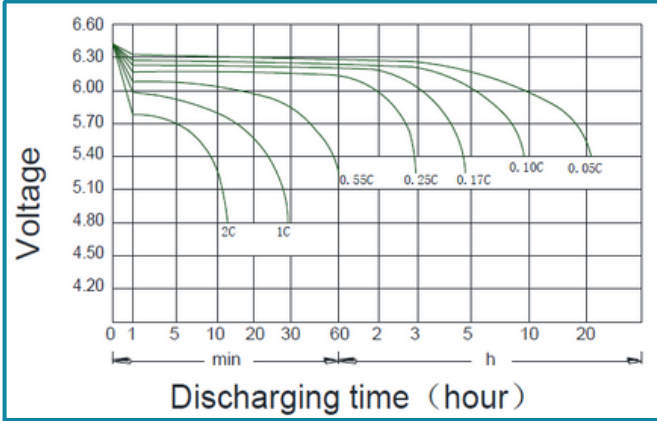
(Note)The above characteristics data are average values obtained within three charge/discharge cycle not the minimum values. The battery must be fully charged before the capacity test. The C 20 should reach 95% after the first cycle and 100% after the third cycle.

KEY FEATURES & BENEFIT

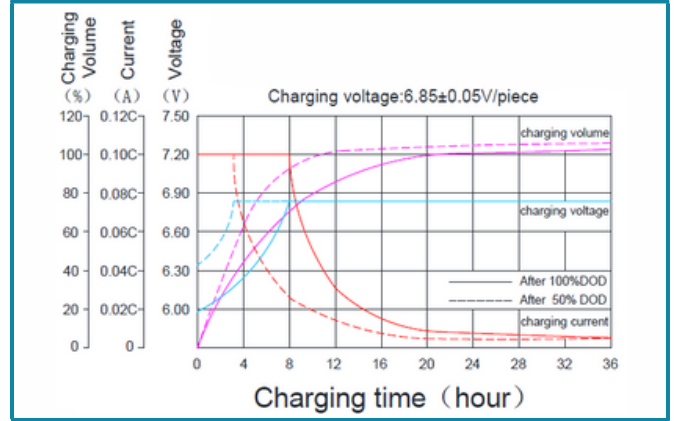
- Critical pressure control valve maintains critical internal pressure while safely expelling excess gas generated during overcharging, for longer battery life. 100% tested for highest performance.
- Exclusive inter cell gasket prevents inter cell voltage leaks for much lower self-discharge and longer battery life.
- Gelled electrolyte is completely leak-proof and spill-proof for easy installation. It eliminates ultra-deep discharges and acid stratification damage.
- Phosphoric acid in gel prevents plate shedding and provides two to three times longer battery life.
- Forged terminal posts and bushings are completely solid with no porosity, for longer battery life, maximum performance, no leakage of pressure or corrosive gas, and no damage to sensitive electronic equipment.
- Brushed plate lugs provide heavier, low-resistance straps with outstanding lug-to-strap knit and eliminate dropped and loose plates that reduce performance and shorten battery life.
- Heavy-duty plates with high-density deep-cycle oxide provide quick recharge-ability and superior deep-cycle and float performance in the most demanding applications.
- Tank formed plates offer optimal computerized formation, additional quality control and improved voltage matching.
- Deep-cycle grid construction direct current to the terminals for maximum power and performance.
- High Tin grid alloy reduces gassing and retards corrosion for maintenance-free performance and longer battery life. Ideal for installation near sensitive electronic equipment.
- Reinforcing fiberglass mat prevents mossing or short circuits around the edges of the plates for longer battery life.
- Premium separators reduce gassing and improve gel filling and electron flow, providing more power-per-pound.



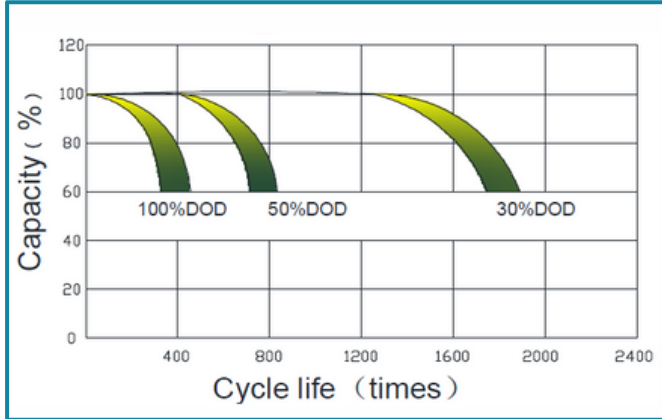
DISCHARGE CHARACTERISTICS CURVE



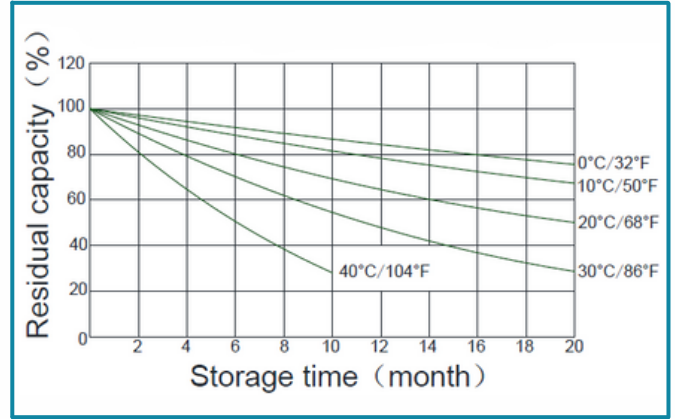
CHARGE CHARACTERISTICS CURVE FOR CYCLE USE



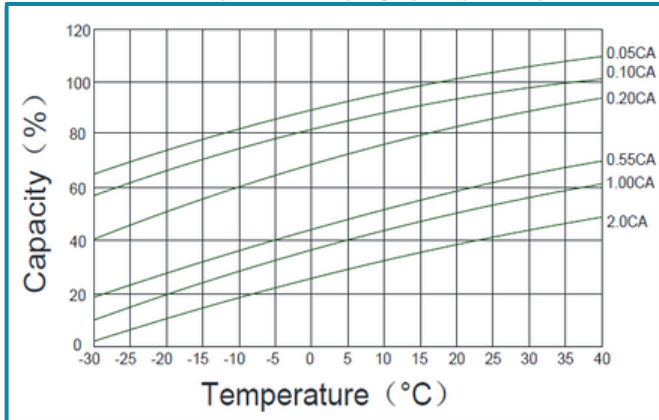
CYCLE LIFE IN RELATION TO DEPTH OF DISCHARGE



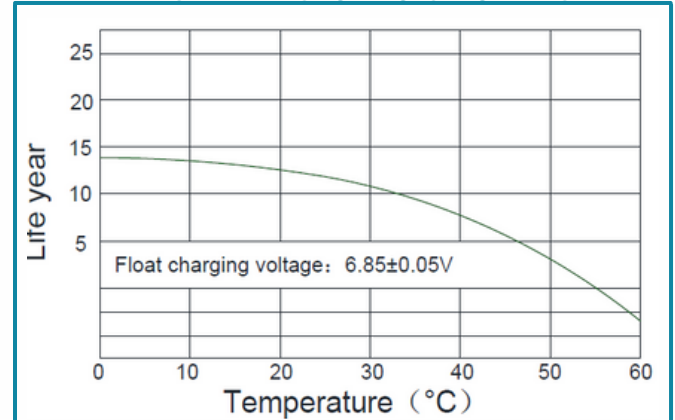
TEMPERATURE EFFECT ON BATTERY SELF-DISCHARGE



TEMPERATURE EFFECTS ON CAPACITY



TEMPERATURE EFFECTS DESIGN SERVICE LIFE



(Note) All of the above information could be changed without prior notice.
IBS Italia reserves the right to explain and update the latest information.

