

AGM DEEP CYCLE SERIES LDC

SPECIFICATIONS

Cells per Unit	6
Voltage per Unit	12
Capacity	8.5Ah@20hr-rate to 1.75V per cell@25°C
Weight	Approx. 2.55Kg(Tolerance ± 3%)
Internal Resistance	Approx. ≤11.0 mΩ
Terminal	F2
Max. Discharge Current	160A (5sec)
Design Life	5 years(floating charge)
Max. Charging Current	3.3A
Reference Capacity	C3 6.0AH C5 6.8AH C10 8.0AH C20 8.5AH
Float Charging Voltage	13.7V ≈ 13.9V @25°C Temperature Compensation: -3mV/°C/Cell
Cycle Use Voltage	14.6V ≈ 14.8V @25°C Temperature Compensation: -4mV/°C/Cell
Operating Temperature Range	Discharge: -20°C ≈ 60°C Charge: 0°C ≈ 50°C Storage: -20°C ≈ 60°C
Normal Operating Temperature Range	25°C ± 5°C
Self Discharge	Valve Regulated Lead Acid (VRLA) batteries can be stored for up to 6 months at 25°C and then recharging is recommended. Monthly Self - discharge ratio is less than 3% at 25°C. Please charge batteries before using
Container Material	A.B.S. UL94-HB, UL94-V0 Optional

LDC Lead Deep Cycle
AGM DEEP CYCLE SERIES



LDC series is specially designed for frequent discharge deep cycle application. By using the specially designed active material, strong grids and thick plate construction, the LDC series battery offers reliable performance in high load situations and could provide competitive cycle performance. It is suitable for Electric Vehicles and Golf Carts, Floor Machines, Forklifts, Aerial lifts, Robotics, Marine, RV, Mobility and Medical Equipment, and most outdoor application.

DIMENSIONS

Length	151mm
Width	65mm
Height	95mm
Total Height	101mm
Terminal	Value
M5	6-7 N°m
M6	8-10 N°m
M8	10-12 N°m

CONSTANT CURRENT DISCHARGE CHARACTERISTICS A(25°C)

F.V/Time	15Min	30Min	1Hr	3Hr	5Hr	10Hr	20Hr
1.60V	22.9	14.0	7.04	3.09	1.89	1.03	0.56
1.65V	22.0	13.3	6.94	2.97	1.85	1.02	0.54
1.70V	21.5	12.1	6.73	2.77	1.81	1.01	0.53
1.75V	20.8	11.5	6.42	2.68	1.77	1.01	0.51
1.80V	18.9	10.7	6.01	2.57	1.66	0.99	0.50
1.85V	17.0	9.83	5.60	2.48	1.56	0.98	0.49

CONSTANT POWER DISCHARGE CHARACTERISTICS WPC(25°C)

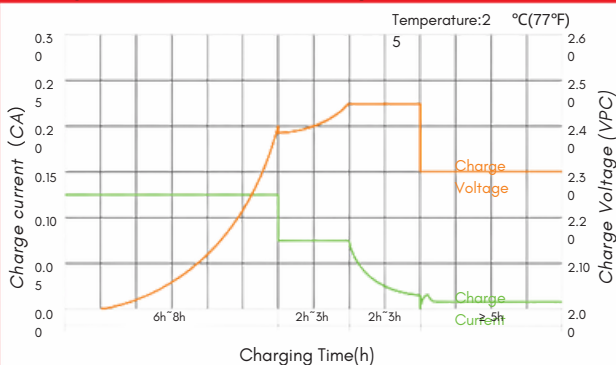
F.V/Time	15Min	30Min	1Hr	3Hr	5Hr	10Hr	20Hr
1.60V	41.8	25.1	12.8	5.48	3.19	2.11	1.11
1.65V	41.3	24.6	12.7	5.31	3.18	2.10	1.07
1.70V	40.9	23.1	12.5	5.07	3.14	2.09	1.06
1.75V	40.6	22.4	12.3	4.95	3.11	2.06	1.03
1.80V	37.6	21.3	11.6	4.80	3.01	2.03	1.0
1.85V	34.1	20.0	10.9	4.66	2.92	2.01	0.96

(Note)The above characteristics data are average values obtained within three charge/discharge cycle not the minimum values. The battery must be fully charged before the capacity test. The C20 should reach 95% after the first cycle and 100% after the third cycle.

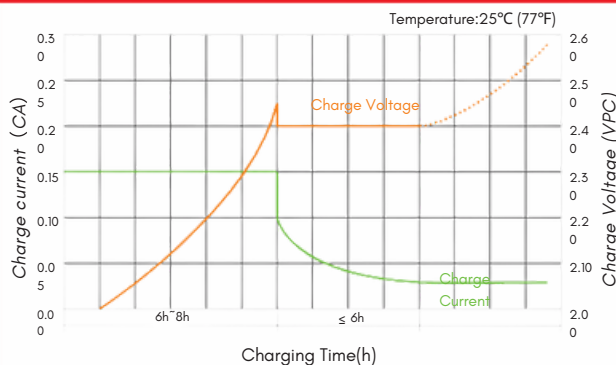




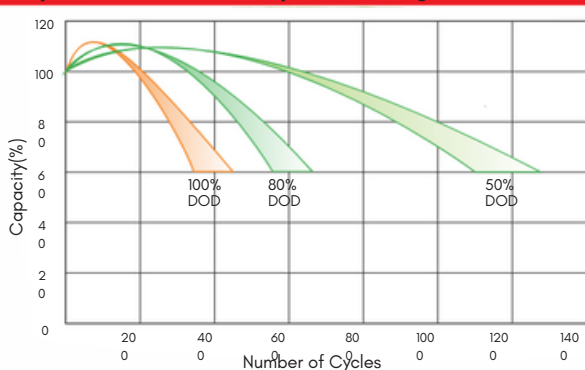
Charge Characteristic Curve for Cycle Use(IIUU)



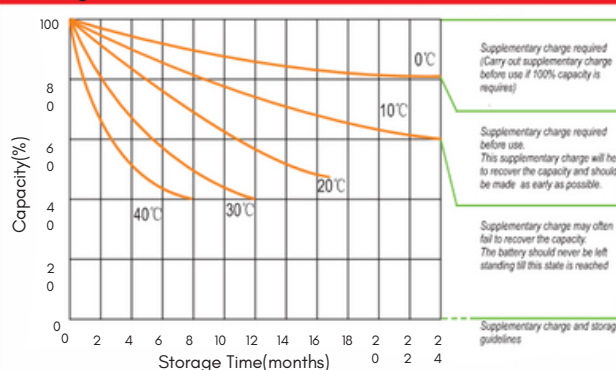
Charge Characteristic Curve For Cycle Use(IUI)



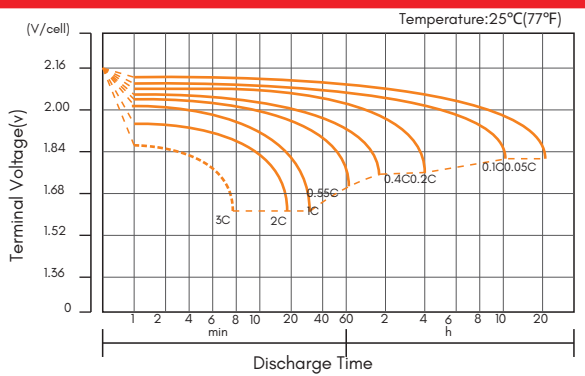
Cycle Life in Relation to Depth of Discharge



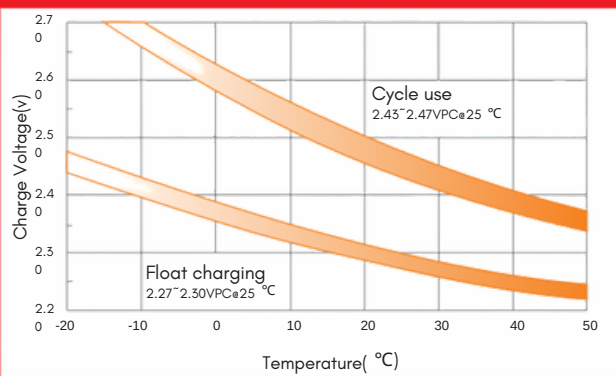
Storage Characteristics



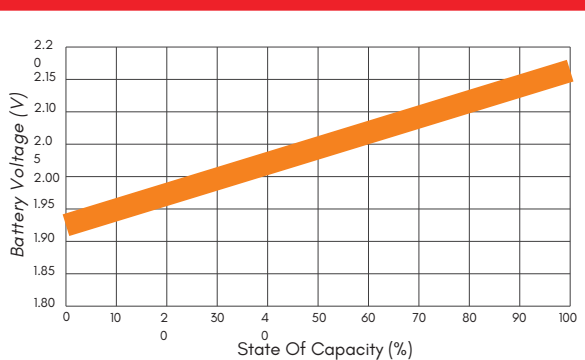
Discharge Characteristics Curve



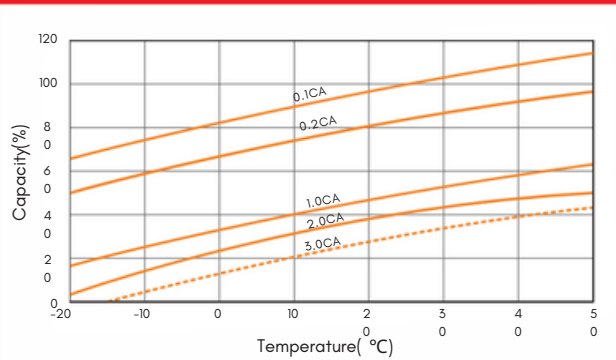
Relationship Between charging Voltage and Temperature



Relationship of OCV And State of Charge(20 °C)



Temperature Effects on Capacity



(Note) All of the above information could be changed without prior notice. IBS Italia reserves the right to explain and update the latest information.

