

SPECIFICATIONS

Cells per Unit	6
Voltage per Unit	12
Capacity	65Ah@20hr-rate to 1.75V per cell@25°C
Weight	Approx. 19.5 Kg(Tolerance ± 3%)
Internal Resistance	Approx. 8.5 mΩ
Terminal	F11/M6
Max. Discharge Current	650.0A (5sec)
Design Life	10 years(floating charge)
Max. Charging Current	19.5A
Reference Capacity	C3 46.8AH C5 53.0AH C10 61.0AH C20 65.0AH
Float Charging Voltage	13.6V ≈ 13.8V @25°C Temperature Compensation: -3mV/°C/Cell
Cycle Use Voltage	14.6V ≈ 14.8V @25°C Temperature Compensation: -4mV/°C/Cell
Operating Temperature Range	Discharge: -20°C ≈ 60°C Charge: 0°C ≈ 50°C Storage: -20°C ≈ 60°C
Normal Operating Temperature Range	25°C ± 5°C
Self Discharge	Valve Regulated Lead Acid (VRLA) batteries can be stored for up to 6 months at 25°C and then recharging is recommended. Monthly Self - discharge ratio is less than 3% at 25°C. Please charge batteries before using
Container Material	A.B.S. UL94-HB, UL94-V0 Optional



LGB series is a general purpose battery with 5 -10 years design life in float service. It meets with IEC, JIS, BS, GB/T and YD/T standards. With advanced AGM valve regulated technology and high purity raw material, the LGB series battery maintains high consistency for better performance and reliable standby service life. It is suitable for UPS/EPS, medical equipment, emergency light and security system applications.

DIMENSIONS

Length	350mm
Width	166mm
Height	176mm
Total Height	176mm
Terminal	Value
M5	6-7 N°m
M6	8-10 N°m
M8	10-12 N°m

CONSTANT CURRENT DISCHARGE CHARACTERISTICS A(25°C)

F.V/Time	15Min	30Min	1Hr	2Hr	3Hr	4Hr	5Hr	8Hr	10Hr	20Hr
1.60V	119.3	70.5	39.7	23.7	18.3	14.4	12.3	8.24	6.86	3.59
1.65V	114.1	67.7	38.4	22.9	17.8	14.0	11.9	8.15	6.77	3.53
1.70V	106.8	64.7	37.1	22.2	17.3	13.6	11.6	8.02	6.67	3.49
1.75V	99.4	61.8	35.7	21.4	16.8	13.3	11.3	7.91	6.58	3.44
1.80V	91.8	59.1	34.4	20.6	16.3	12.9	11.0	7.78	6.5	3.41
1.85V	76.2	50.9	30.8	18.9	15.0	12.0	10.3	7.3	6.12	3.24

CONSTANT POWER DISCHARGE CHARACTERISTICS WPC(25°C)

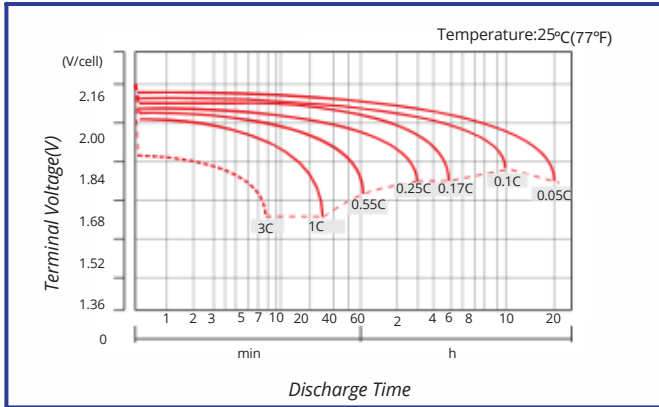
F.V/Time	15Min	30Min	1Hr	2Hr	3Hr	4Hr	5Hr	8Hr	10Hr	20Hr
1.60V	208.6	128.0	74.6	44.8	35.0	27.7	23.6	16.1	13.5	7.06
1.65V	202.4	124.2	72.5	43.6	34.1	27.0	23.1	15.9	13.3	6.96
1.70V	192.4	119.9	70.6	42.4	33.3	26.4	22.6	15.7	13.2	6.89
1.75V	181.6	115.8	68.4	41.1	32.4	25.8	22.1	15.5	13.0	6.81
1.80V	170.1	111.8	66.2	39.9	31.6	25.2	21.6	15.3	12.8	6.75
1.85V	143.1	97.2	59.7	36.7	29.3	23.5	20.2	14.4	12.1	6.42

(Note)The above characteristics data are average values obtained within three charge/discharge cycle not the minimum values. The battery must be fully charged before the capacity test. The C 20 should reach 95% after the first cycle and 100% after the third cycle.

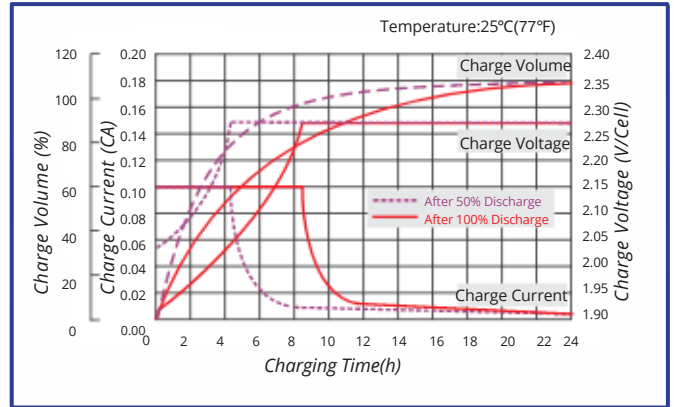


AGM GENERAL PURPOSE SERIES LGB

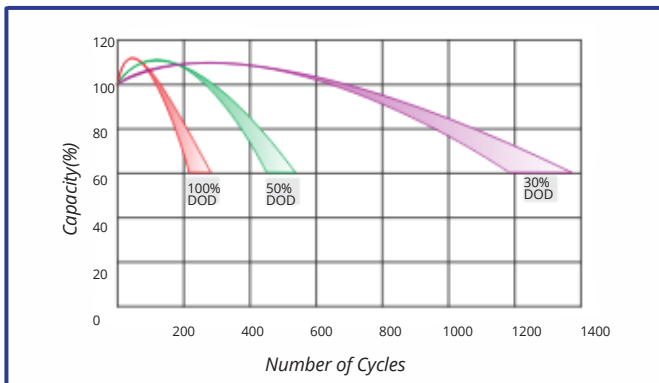
DISCHARGE CHARACTERISTICS CURVE



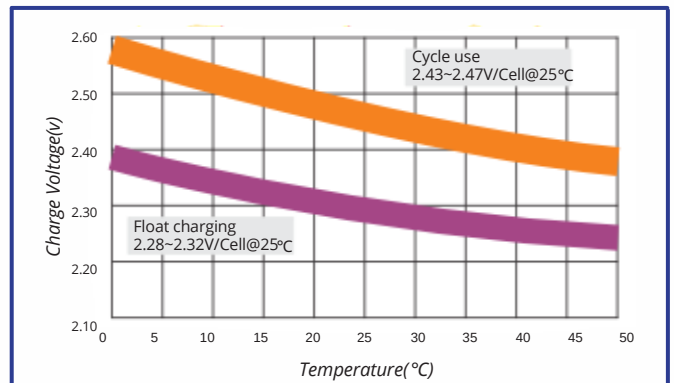
CHARGE CHARACTERISTICS CURVE FOR STANDBY USE



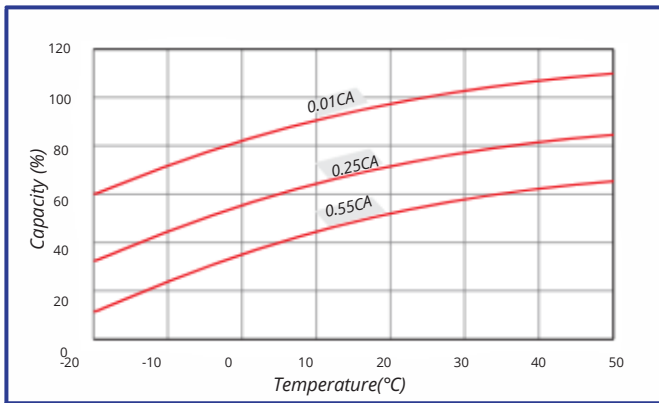
CYCLE LIFE IN RELATION TO DEPTH OF DISCHARGE



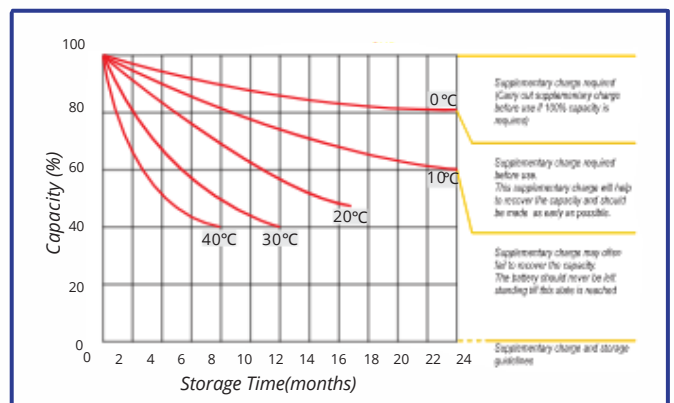
RELATIONSHIP BETWEEN CHARGING VOLT. & TEMPER.



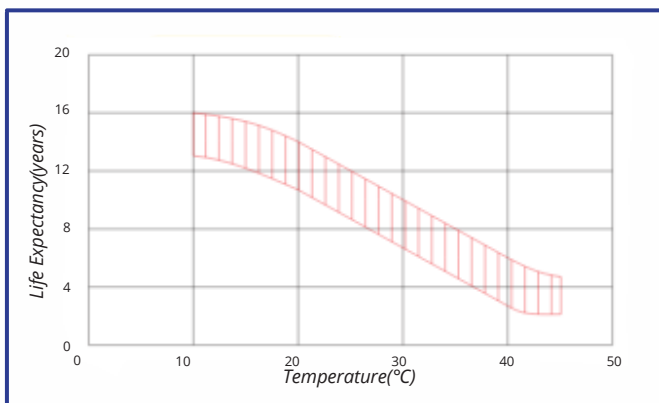
TEMPERATURE EFFECTS ON CAPACITY



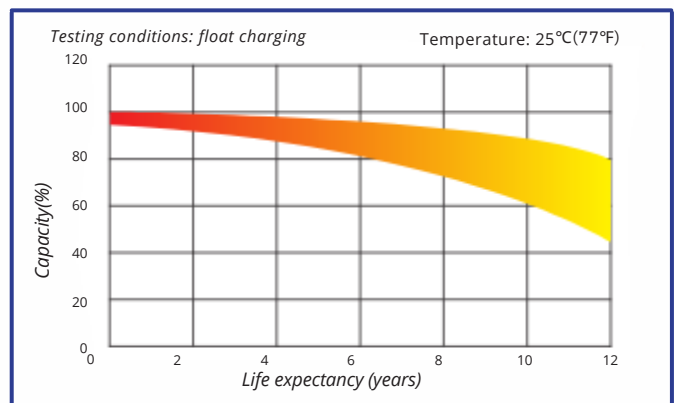
STORAGE CHARACTERISTICS



EFFECT OF TEMPERATURE ON LONG TERM LIFE



LIFE CHARACTERISTICS OF STANDBY USE



(Note) All of the above information could be changed without prior notice. IBS Italia reserves the right to explain and update the latest information.

