

SPECIFICATIONS

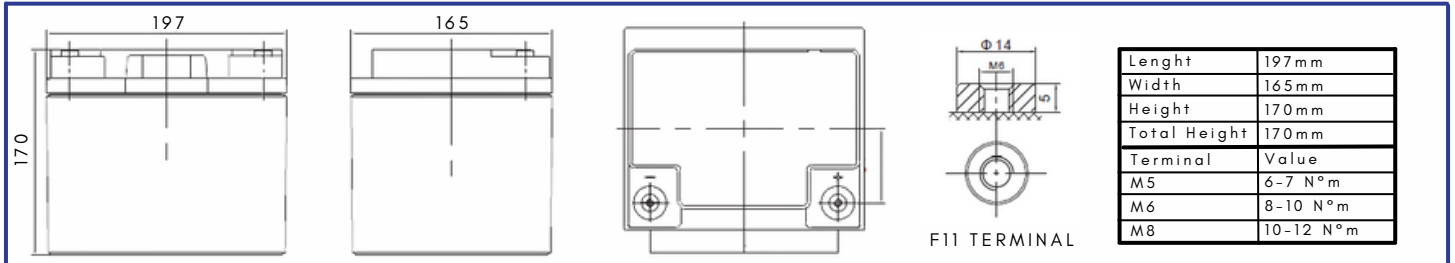
| | |
|------------------------------------|--|
| Cells per Unit | 6 |
| Voltage per Unit | 12 |
| Capacity | 40Ah@20hr-rate to 1.75V per cell@25°C |
| Weight | Approx. 14 Kg(Tolerance ± 3%) |
| Internal Resistance | Approx. 10 mΩ |
| Terminal | F11/M6 |
| Max. Discharge Current | 400.0A (5sec) |
| Design Life | 10 years(floating charge) |
| Max. Charging Current | 12.0A |
| Reference Capacity | C3 28.8AH C5 32.7AH C10 37.6AH C20 40.0AH |
| Float Charging Voltage | 13.6V≈13.8V @25°C Temperature Compensation: -3mV/°C/Cell |
| Cycle Use Voltage | 14.6V≈14.8V @25°C Temperature Compensation: -4mV/°C/Cell |
| Operating Temperature Range | Discharge: -20°C ≈ 60°C Charge: 0°C ≈ 50°C Storage: -20°C ≈ 60°C |
| Normal Operating Temperature Range | 25°C ± 5°C |
| Self Discharge | Valve Regulated Lead Acid (VRLA) batteries can be stored for up to 6 months at 25°C and then recharging is recommended. Monthly Self - discharge ratio is less than 3% at 25°C. Please charge batteries before using |
| Container Material | A.B.S. UL94-HB, UL94-V0 Optional |

LGB Lead General Batteries
AGM GENERAL PURPOSE SERIES



LGB series is a general purpose battery with 5-10 years design life in float service. It meets with IEC, JIS, BS, GB/T and YD/T standards. With advanced AGM valve regulated technology and high purity raw material, the LGB series battery maintains high consistency for better performance and reliable standby service life. It is suitable for UPS/EPS, medical equipment, emergency light and security system applications.

DIMENSIONS



CONSTANT CURRENT DISCHARGE CHARACTERISTICS A(25°C)

| F.V/Time | 15Min | 30Min | 1Hr | 2Hr | 3Hr | 4Hr | 5Hr | 8Hr | 10Hr | 20Hr |
|----------|-------|-------|------|------|------|------|------|------|------|------|
| 1.60V | 73.4 | 43.4 | 24.4 | 14.6 | 11.3 | 8.87 | 7.55 | 5.07 | 4.22 | 2.21 |
| 1.65V | 70.2 | 41.6 | 23.6 | 14.1 | 10.9 | 8.63 | 7.35 | 5.01 | 4.17 | 2.17 |
| 1.70V | 65.7 | 39.8 | 22.8 | 13.6 | 10.6 | 8.39 | 7.16 | 4.94 | 4.11 | 2.15 |
| 1.75V | 61.2 | 38.0 | 22.0 | 13.2 | 10.3 | 8.18 | 6.98 | 4.87 | 4.05 | 2.12 |
| 1.80V | 56.5 | 36.4 | 21.2 | 12.7 | 10.0 | 7.94 | 6.8 | 4.79 | 4.0 | 2.1 |
| 1.85V | 46.9 | 31.3 | 19.0 | 11.6 | 9.24 | 7.38 | 6.34 | 4.49 | 3.77 | 1.99 |

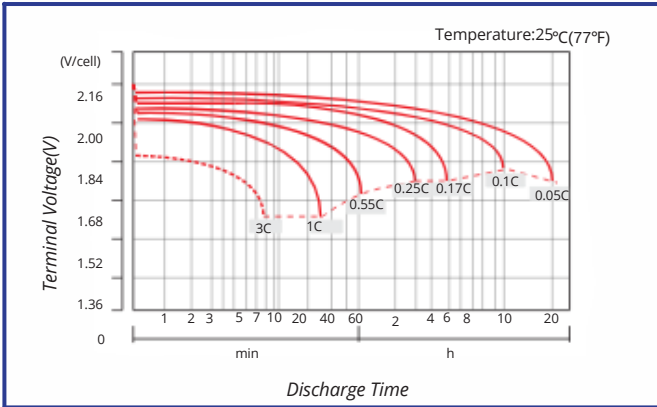
CONSTANT POWER DISCHARGE CHARACTERISTICS WPC(25°C)

| F.V/Time | 15Min | 30Min | 1Hr | 2Hr | 3Hr | 4Hr | 5Hr | 8Hr | 10Hr | 20Hr |
|----------|-------|-------|------|------|------|------|------|------|------|------|
| 1.60V | 128.4 | 78.8 | 45.9 | 27.6 | 21.5 | 17.0 | 14.5 | 9.9 | 8.3 | 4.35 |
| 1.65V | 124.5 | 76.4 | 44.6 | 26.8 | 21.0 | 16.6 | 14.2 | 9.81 | 8.21 | 4.28 |
| 1.70V | 118.4 | 73.8 | 43.4 | 26.1 | 20.5 | 16.2 | 13.9 | 9.68 | 8.09 | 4.24 |
| 1.75V | 111.8 | 71.2 | 42.1 | 25.3 | 20.0 | 15.9 | 13.6 | 9.57 | 8.0 | 4.19 |
| 1.80V | 104.7 | 68.8 | 40.7 | 24.5 | 19.4 | 15.5 | 13.3 | 9.43 | 7.9 | 4.15 |
| 1.85V | 88.1 | 59.8 | 36.7 | 22.6 | 18.0 | 14.4 | 12.4 | 8.87 | 7.45 | 3.95 |

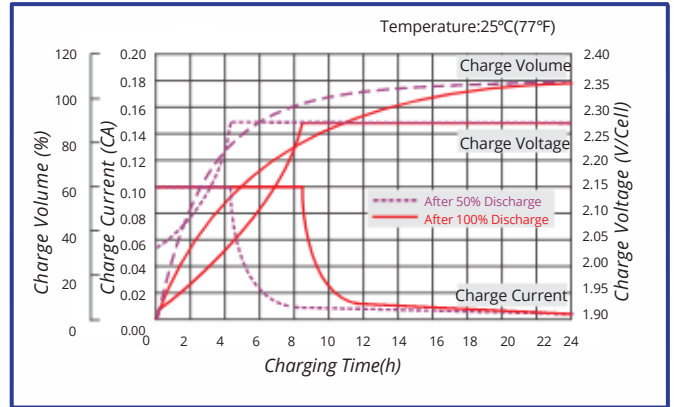
(Note)The above characteristics data are average values obtained within three charge/discharge cycle not the minimum values. The battery must be fully charged before the capacity test. The C 20 should reach 95% after the first cycle and 100% after the third cycle.



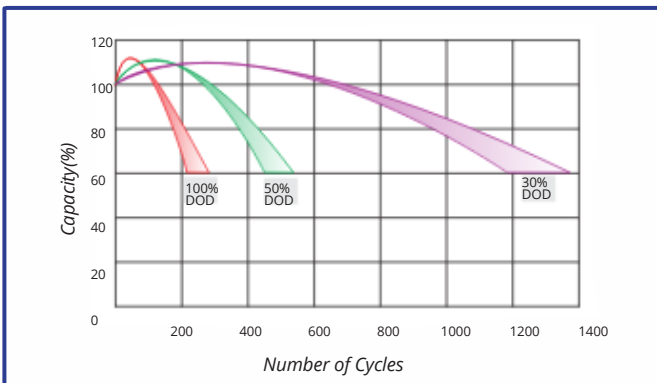
DISCHARGE CHARACTERISTICS CURVE



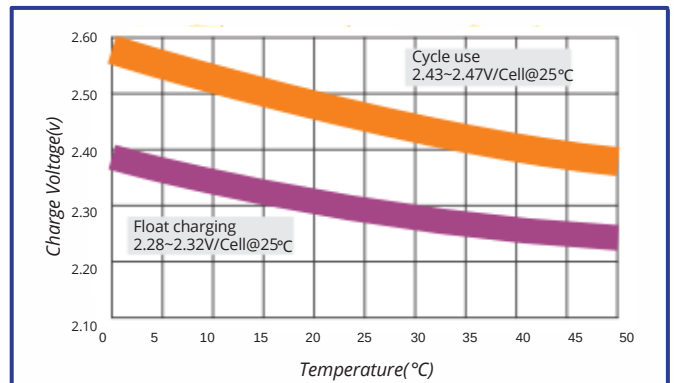
CHARGE CHARACTERISTICS CURVE FOR STANDBY USE



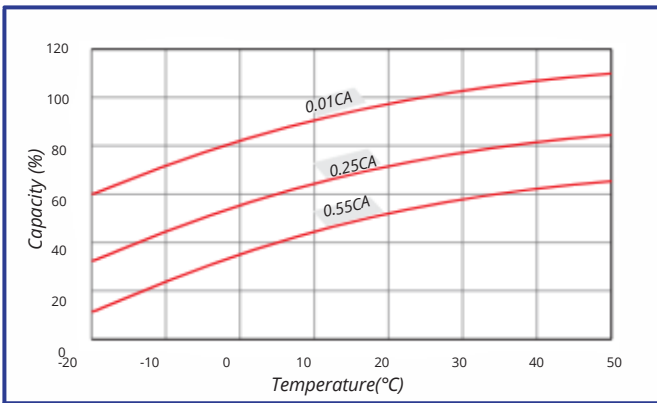
CYCLE LIFE IN RELATION TO DEPTH OF DISCHARGE



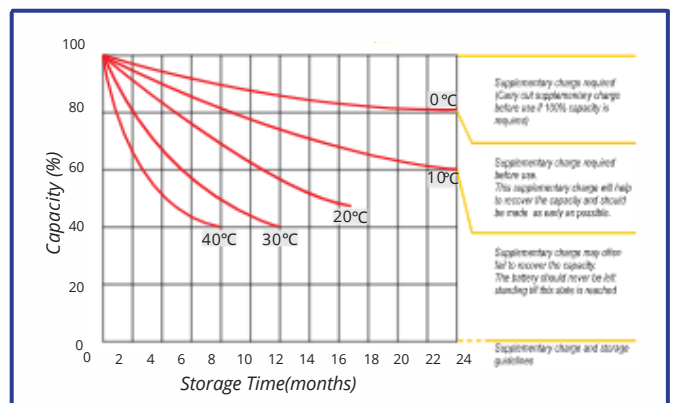
RELATIONSHIP BETWEEN CHARGING VOLT. & TEMPER.



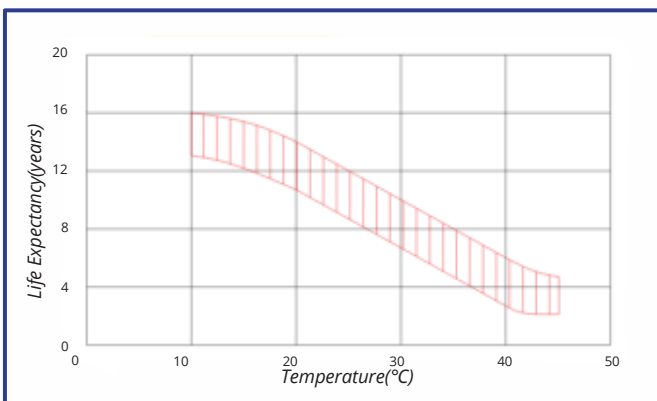
TEMPERATURE EFFECTS ON CAPACITY



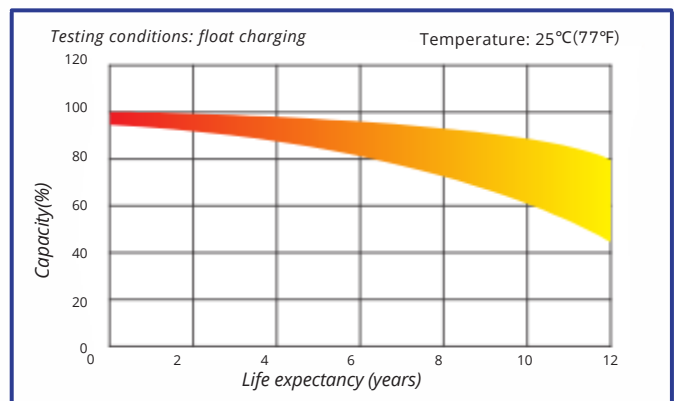
STORAGE CHARACTERISTICS



EFFECT OF TEMPERATURE ON LONG TERM LIFE



LIFE CHARACTERISTICS OF STANDBY USE



(Note) All of the above information could be changed without prior notice. IBS Italia reserves the right to explain and update the latest information.

