

SPECIFICATIONS

Cells per Unit	6
Voltage per Unit	12
Capacity	100Ah@20hr-rate to 1.75V per cell@25°C
Weight	Approx. 29Kg(Tolerance ± 3%)
Internal Resistance	Approx. 5.5 mΩ
Terminal	F12/M8
Max. Discharge Current	1000A (5sec)
Design Life	10 years(floating charge)
Max. Charging Current	30.0A
Reference Capacity	C3 71.9AH C5 81.8AH C10 94.0AH C20 100.0AH
Float Charging Voltage	13.6V ≈ 13.8V @25°C Temperature Compensation: -3mV/°C/Cell
Cycle Use Voltage	14.6V ≈ 14.8V @25°C Temperature Compensation: -4mV/°C/Cell
Operating Temperature Range	Discharge: -20°C ≈ 60°C Charge: 0°C ≈ 50°C Storage: -20°C ≈ 60°C
Normal Operating Temperature Range	25°C ± 5°C
Self Discharge	Valve Regulated Lead Acid (VRLA) batteries can be stored for up to 6 months at 25°C and then recharging is recommended. Monthly Self - discharge ratio is less than 3% at 25°C. Please charge batteries before using
Container Material	A.B.S. UL94-HB, UL94-V0 Optional

LGB | Lead General Batteries
AGM GENERAL PURPOSE SERIES



LGB series is a general purpose battery with 5-10 years design life in float service. It meets with IEC, JIS, BS, GB/T and YD/T standards. With advanced AGM valve regulated technology and high purity raw material, the LGB series battery maintains high consistency for better performance and reliable standby service life. It is suitable for UPS/EPS, medical equipment, emergency light and security system applications.

DIMENSIONS

Length	305mm
Width	168mm
Height	208mm
Total Height	212mm
Terminal	Value
M5	6-7 N°m
M6	8-10 N°m
M8	10-12 N°m

CONSTANT CURRENT DISCHARGE CHARACTERISTICS A(25°C)

F.V/Time	15Min	30Min	1Hr	2Hr	3Hr	4Hr	5Hr	8Hr	10Hr	20Hr
1.60V	174.4	105.2	61.1	36.4	28.2	22.2	18.9	12.7	10.5	5.52
1.65V	166.8	101.0	59.0	35.2	27.3	21.6	18.4	12.5	10.4	5.43
1.70V	156.2	96.5	57.1	34.1	26.6	21.0	17.9	12.3	10.3	5.36
1.75V	145.4	92.2	55.0	32.9	25.8	20.4	17.4	12.2	10.1	5.3
1.80V	134.2	88.2	52.9	31.7	25.0	19.9	17.0	12.0	10.0	5.25
1.85V	111.4	75.9	47.4	29.1	23.1	18.5	15.9	11.2	9.41	4.98

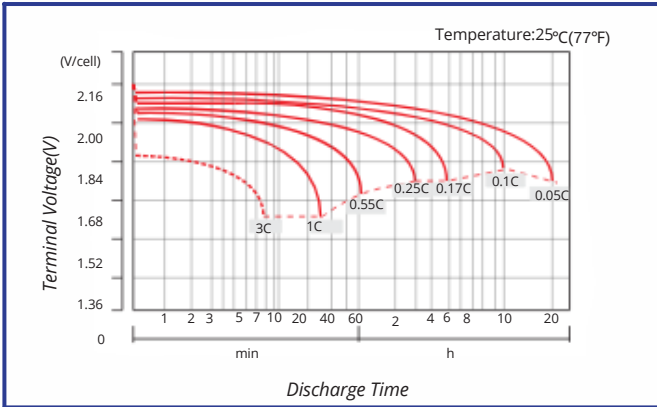
CONSTANT POWER DISCHARGE CHARACTERISTICS WPC(25°C)

F.V/Time	15Min	30Min	1Hr	2Hr	3Hr	4Hr	5Hr	8Hr	10Hr	20Hr
1.60V	317.7	194.9	114.8	69.0	53.9	42.6	36.4	24.8	20.7	10.9
1.65V	308.2	189.1	111.5	67.1	52.4	41.6	35.6	24.5	20.5	10.7
1.70V	293.0	182.6	108.6	65.3	51.2	40.6	34.8	24.2	20.2	10.6
1.75V	276.6	176.3	105.2	63.3	49.9	39.7	34.0	23.9	20.0	10.5
1.80V	259.0	170.2	101.8	61.3	48.6	38.7	33.2	23.6	19.8	10.4
1.85V	218.0	148.1	91.9	56.5	45.1	36.1	31.1	22.2	18.6	9.87

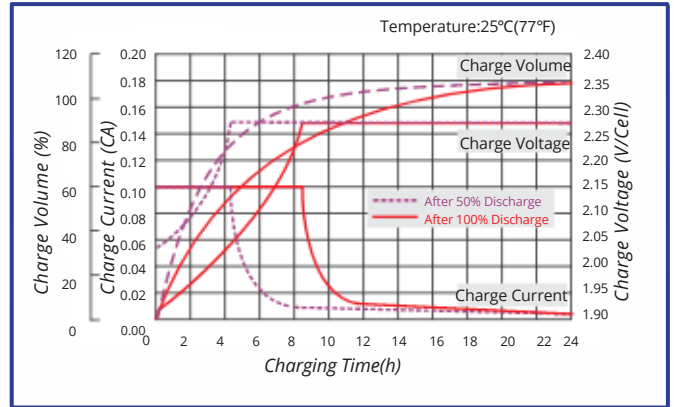
(Note)The above characteristics data are average values obtained within three charge/discharge cycle not the minimum values. The battery must be fully charged before the capacity test. The C 20 should reach 95% after the first cycle and 100% after the third cycle.



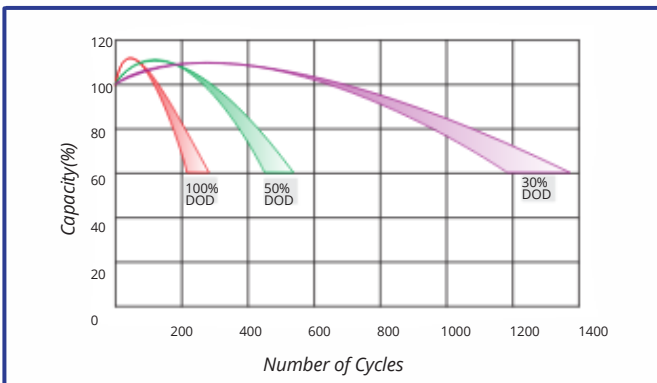
DISCHARGE CHARACTERISTICS CURVE



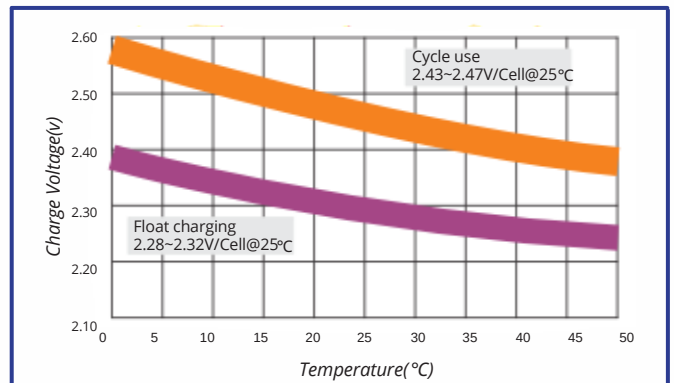
CHARGE CHARACTERISTICS CURVE FOR STANDBY USE



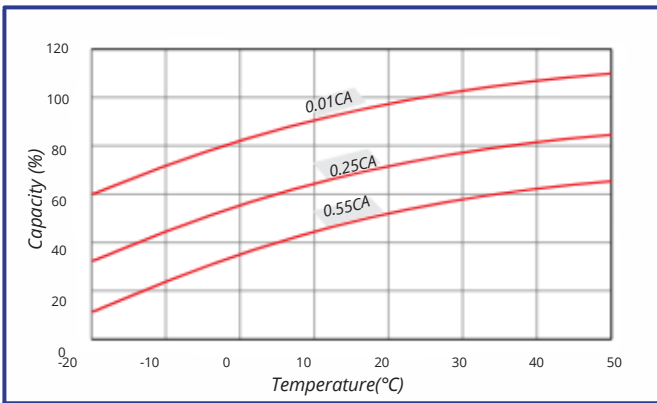
CYCLE LIFE IN RELATION TO DEPTH OF DISCHARGE



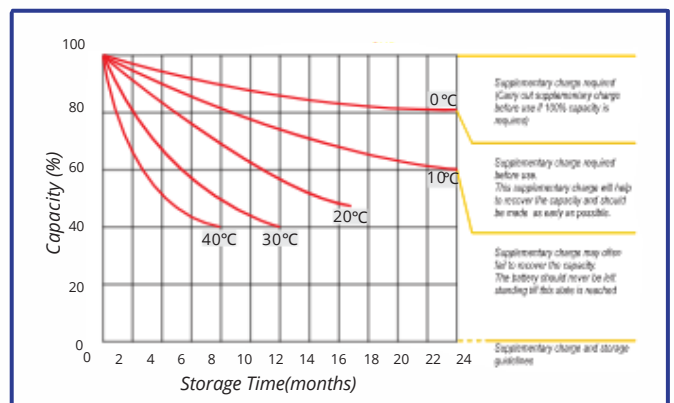
RELATIONSHIP BETWEEN CHARGING VOLT. & TEMPER.



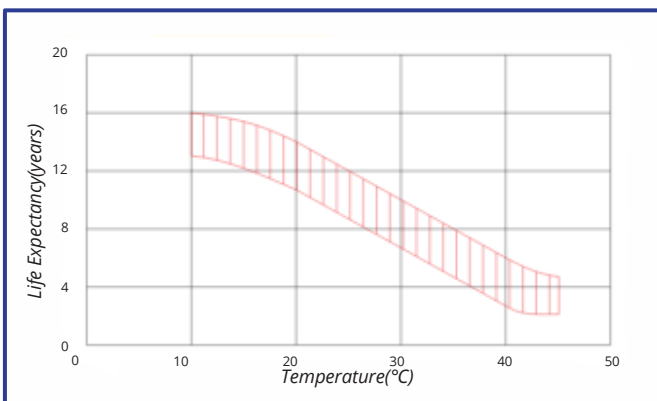
TEMPERATURE EFFECTS ON CAPACITY



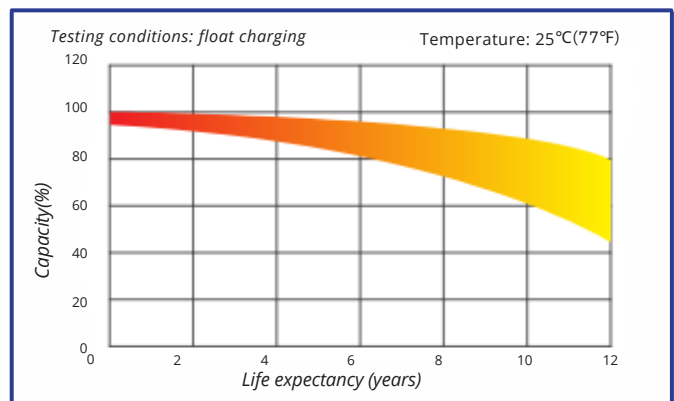
STORAGE CHARACTERISTICS



EFFECT OF TEMPERATURE ON LONG TERM LIFE



LIFE CHARACTERISTICS OF STANDBY USE



(Note) All of the above information could be changed without prior notice. IBS Italia reserves the right to explain and update the latest information.

