

SPECIFICATIONS

Cells per Unit	3
Voltage per Unit	6
Capacity	10Ah@20hr-rate to 1.75V per cell@25°C
Weight	Approx. 1.82Kg(Tolerance ± 3%)
Internal Resistance	Approx. 12.5 mΩ
Terminal	F1
Max. Discharge Current	100.0A (5sec)
Design Life	5 years(floating charge)
Max. Charging Current	3.0A
Reference Capacity	C3 7.74AH C5 8.73AH C10 9.35AH C20 10.0AH
Float Charging Voltage	6.85V ≈ 6.94V @25°C Temperature Compensation: -3mV/°C/Cell
Cycle Use Voltage	7.30V ≈ 7.40V @25°C Temperature Compensation: -4mV/°C/Cell
Operating Temperature Range	Discharge: -20°C ≈ 60°C Charge: 0°C ≈ 50°C Storage: -20°C ≈ 60°C
Normal Operating Temperature Range	25°C ± 5°C
Self Discharge	Valve Regulated Lead Acid (VRLA) batteries can be stored for up to 6 months at 25°C and then recharging is recommended. Monthly Self - discharge ratio is less than 3% at 25°C. Please charge batteries before using
Container Material	A.B.S. UL94-HB, UL94-V0 Optional

LGB Lead General Batteries
AGM GENERAL PURPOSE SERIES



LGB series is a general purpose battery with 5-10 years design life in float service. It meets with IEC, JIS, BS, GB/T and YD/T standards. With advanced AGM valve regulated technology and high purity raw material, the LGB series battery maintains high consistency for better performance and reliable standby service life. It is suitable for UPS/EPS, medical equipment, emergency light and security system applications.

DIMENSIONS

Length	151mm
Width	51mm
Height	94mm
Total Height	100mm
Terminal	Value
M5	6-7 N°m
M6	8-10 N°m
M8	10-12 N°m

CONSTANT CURRENT DISCHARGE CHARACTERISTICS A(25°C)

F.V/Time	15Min	30Min	1Hr	2Hr	3Hr	4Hr	5Hr	8Hr	10Hr	20Hr
1.60V	19.38	11.13	6.11	3.75	2.82	2.28	1.89	1.21	0.99	0.53
1.65V	18.53	10.69	5.9	3.63	2.73	2.22	1.84	1.2	0.97	0.52
1.70V	17.36	10.22	5.71	3.51	2.66	2.16	1.79	1.82	0.96	0.51
1.75V	16.15	9.76	5.5	3.39	2.58	2.1	1.75	1.17	0.95	0.5
1.80V	14.91	9.33	5.29	3.27	2.5	2.04	1.7	1.15	0.94	0.49
1.85V	12.38	8.04	4.74	2.99	2.31	1.9	1.59	1.08	0.88	0.47

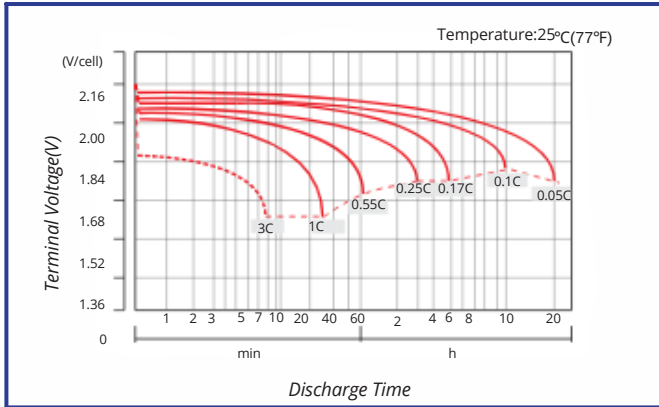
CONSTANT POWER DISCHARGE CHARACTERISTICS WPC(25°C)

F.V/Time	15Min	30Min	1Hr	2Hr	3Hr	4Hr	5Hr	8Hr	10Hr	20Hr
1.60V	33.89	20.22	11.48	7.11	5.39	4.37	3.64	2.37	1.94	1.03
1.65V	32.88	19.62	11.15	6.92	5.24	4.27	3.56	2.35	1.92	1.01
1.70V	31.25	18.94	10.86	6.73	5.12	4.17	3.48	2.32	1.89	0.99
1.75V	29.51	18.29	10.52	6.52	4.99	4.08	3.4	2.29	1.87	0.98
1.80V	27.63	17.66	10.18	6.32	4.86	3.97	3.23	2.26	1.85	0.97
1.85V	23.25	15.36	9.19	5.82	4.51	3.71	3.11	2.12	1.74	0.92

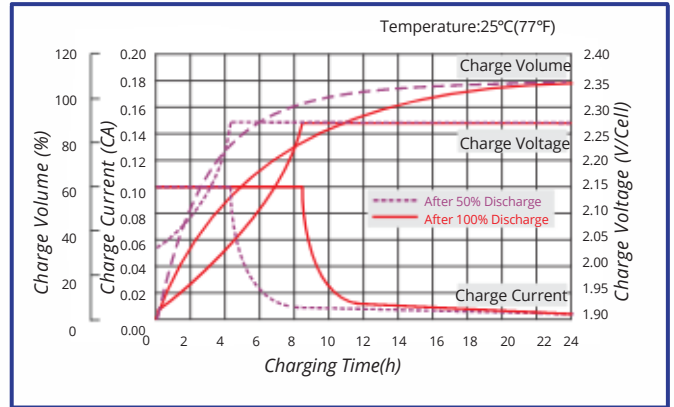
(Note)The above characteristics data are average values obtained within three charge/discharge cycle not the minimum values. The battery must be fully charged before the capacity test. The C 20 should reach 95% after the first cycle and 100% after the third cycle.



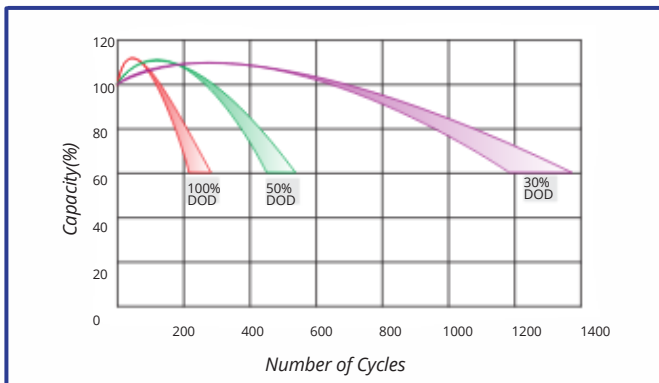
DISCHARGE CHARACTERISTICS CURVE



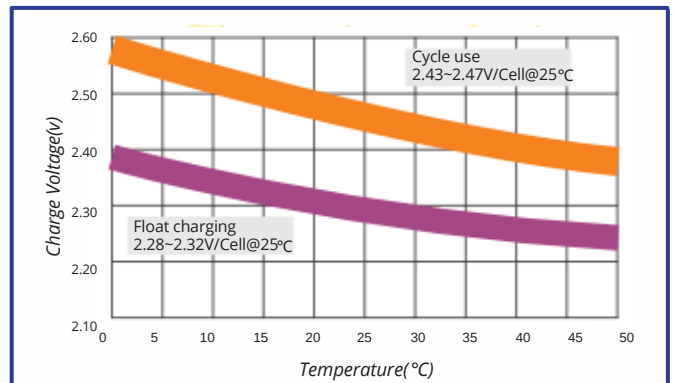
CHARGE CHARACTERISTICS CURVE FOR STANDBY USE



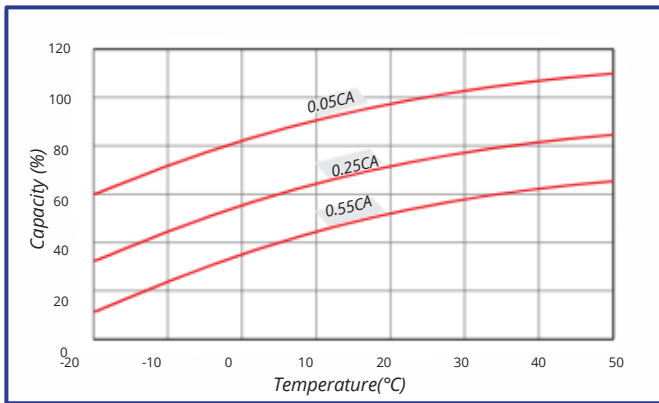
CYCLE LIFE IN RELATION TO DEPTH OF DISCHARGE



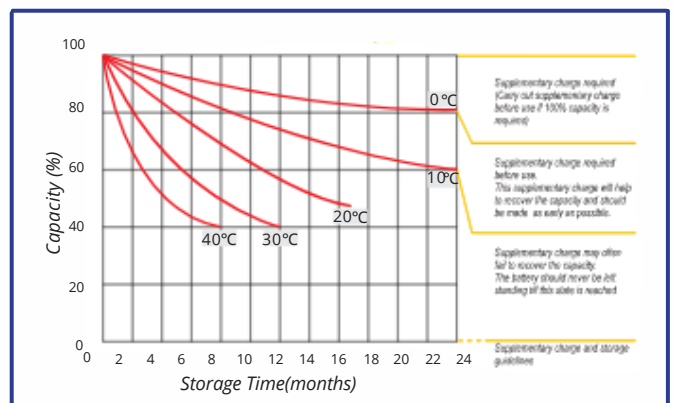
RELATIONSHIP BETWEEN CHARGING VOLT. & TEMPER.



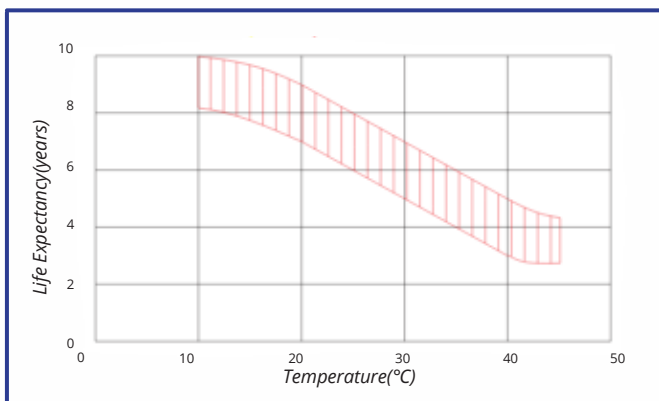
TEMPERATURE EFFECTS ON CAPACITY



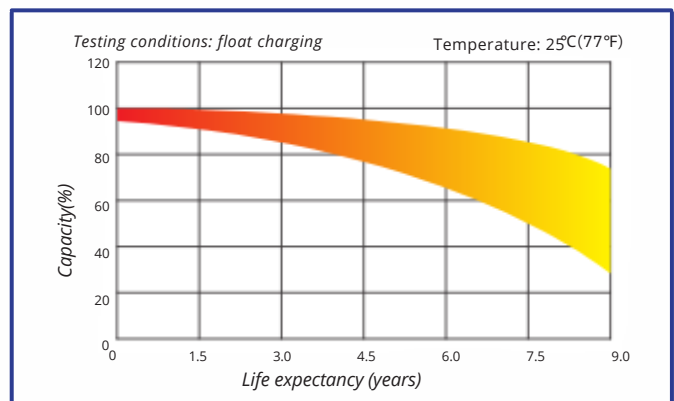
STORAGE CHARACTERISTICS



EFFECT OF TEMPERATURE ON LONG TERM LIFE



LIFE CHARACTERISTICS OF STANDBY USE



(Note) All of the above information could be changed without prior notice. IBS Italia reserves the right to explain and update the latest information.

